




# How to use:

Stream more than 30,000 feature films, foreign films, documentaries, educational videos and TV shows.



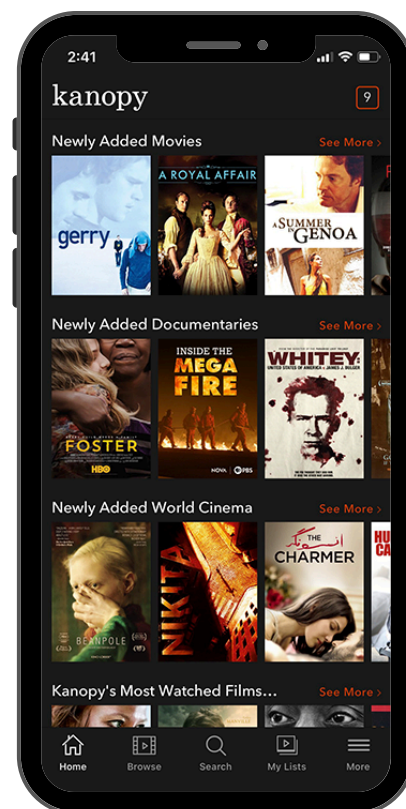
## Getting Started

- Download the **Kanopy app** from your device's app store. Kanopy is available for Apple, Android, Amazon Fire, Chromecast, Roku and most smart TVs.
- Open the app and follow the prompts to enter Walled Lake Library, your library card number, and your PIN.
- Create an account using your email address and password of your choice.



## Browse

- Browse new releases, newly added movies and documentaries, and other curated topics from the **Home** screen.
- Tap **Browse** at the bottom of the screen to select a film category.
- Tap **Search** at the bottom of the screen to look up a specific title or subject.
- Tap on a film cover to read a synopsis, see details, and add to your watchlist.
- Kanopy uses **tickets** to play videos. The number of tickets currently available on your account is shown at the top of the screen.

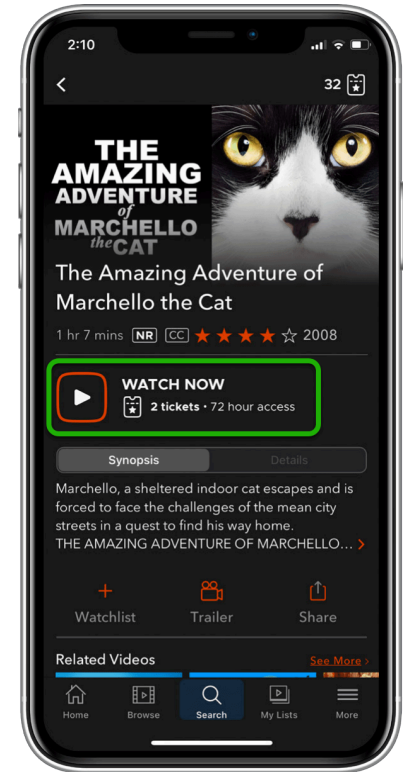


## Borrow

- When you find a film you want to watch, tap the **Watch Now** button below the cover image.
- To view your current checkouts, tap on **My Lists** at the bottom of the screen.

## Watch

- Films will auto-play when you press the Watch Now button.
- Kanopy will save your spot if you do not finish a film. Tap on **My Lists** at the bottom of the screen to view current checkouts and resume watching.



## Tips

- Each month you receive **24 tickets** to play videos. Tickets reset on the first day of the month.
- When browsing titles, you will see the number of tickets required to watch each film and how long you have to watch the title.
- Videos are available immediately with no waitlists or holds.
- **Kanopy Kids** titles do not require any tickets.
- Videos require an Internet connection to watch and cannot be downloaded.
- Tap **More** at the bottom of the screen to manage your account, go to **Kanopy Kids**, **Link Your Device**, and view **Settings**.

